


Homework Week 10: November 12th - 15th (Jellies: The Life of Jellyfish)

Name: _____

Assignments	Parent Initials
Monday: *No School! Happy Veterans Day!	
Tuesday: *Spelling Activities: Sitton Task 9 and Proofread for Spelling Worksheet *Memorize Thanksgiving Play Parts *Read 10 minutes/Reading Log (Reading Log is attached at the end of the homework packet.)	Parent Initials:
Wednesday: *Math: Skills Link Practice Set 23, 24 (p.31, 32) *Memorize Thanksgiving Play Parts *Read 10 minutes/Reading Log	Parent Initials:
Thursday: *Reading Comprehension: Life of a Pilgrim Child *Memorize Thanksgiving Play Parts *Read 10 minutes/Reading Log	Parent Initials:
Friday: *Homework and Reading Log due today – (Sign & total the minutes) *Spelling and Dictation Test Today	
Optional Challenge: November Activity Calendar Menu	
Reminders: *LCFEF Jog-a-Thon (November 13 during PE) *Father/Daughter Dance (November 16) *Scholastic Book Fair (November 18-21) *Collaboration Day/Spirit Rally/Thanksgiving Plays (November 22) *Thanksgiving Break (November 25-29)	

Spelling List

(Jellies: The Life of Jellyfish)

- | | | |
|----------|------------|-----------------|
| 1. I'm | 6. it's | 11. wasn't |
| 2. don't | 7. I've | 12. you've |
| 3. isn't | 8. didn't | Challenge Words |
| 4. can't | 9. you're | 13. they're |
| 5. we'll | 10. that's | 14. wouldn't |

Sitton Spelling List

(Unit 9)

- | | |
|--------|-----------|
| 1. its | 4. people |
| 2. who | 5. my |
| 3. now | |

Vocabulary

- | | |
|-------------|---------------|
| 1. millions | 5. weaker |
| 2. choices | 6. wrapped |
| 3. drift | 7. disgusting |
| 4. simple | 8. decide |



Dear Parents,

Your child is learning to make more words by adding the suffixes *s*, *ed*, and *ing* to base words. For example, the base word *stop* can be expanded to *stops-stopped-stopping*. You can help. Read and discuss the rule in each box. Then help your child find word examples. Next, have your child write the words in the blanks. Your child will revisit these rules many times this year and in the years to come, so that over time your child can apply them with confidence. Knowing these basic rules helps your child learn to spell hundreds of words.

Choose words. Follow the rules.

<p>RULE 1. For most words, just add s, ed, or ing.</p> <p>base word _____</p> <p>add s _____</p> <p>add ed _____</p> <p>add ing _____</p>	<p>RULE 2. For words ending in silent e, just add s, but drop the final e before adding ed or ing.</p> <p>base word _____</p> <p>add s _____</p> <p>add ed _____</p> <p>add ing _____</p>
<p>RULE 3. For words ending in one vowel and one consonant, just add s, but double the final consonant before adding ed or ing.</p> <p>base word _____</p> <p>add s _____</p> <p>add ed _____</p> <p>add ing _____</p>	<p>RULE 4. For words ending in consonant-y, just add ing, but change the y to i before adding es or ed.</p> <p>base word _____</p> <p>add s _____</p> <p>add ed _____</p> <p>add ing _____</p>

Thanks, parents! There are three winners when you take time to help your child learn important skills—you, your child, and your child’s teacher! You are appreciated!

Every child a speller!

Proofread for Spelling

Rewrite each sentence. Use two contractions in each sentence.

1. I am sure he did not see me.

2. That is where you are going.


3. It is our class picnic, so we will go early.

Proofread the note. Cross out the six misspelled contractions. Spell each word correctly in the margin.

Dear Pam,

I kan't go tomorrow because I've got too much homework. I know yo've been counting on me. Maybe I can come over later in the evening. Then wi'll have time to talk. I hope its' OK. I'am going to start my math problems right now.

Sincerely,
Carmen



Spelling Words

Basic Words

1. I'm
2. don't
3. isn't
4. can't
5. we'll
6. it's
7. I've
8. didn't
9. you're
10. that's
11. wasn't
12. you've

Name _____

Date _____



Life of a Pilgrim Child

When the Mayflower landed at Plymouth Rock in 1620, there were about 30 children on board. Once on land, life for Pilgrim boys and girls was not always fun and easy. Children spent much of their day working, rather than playing or going to school. In fact, there were no schools, so children had to learn to read and write at home.

Boys had to learn to plant and harvest crops. They also learned to hunt and fish in order to feed their family. Other important jobs included gathering wood for fires or fetching water for cooking.

Girls had to learn to take care of the family. They were taught to garden and cook. It was also important for a girl to know how to sew in order to make clothes and bedding. If there were younger children in the family, the girls helped to take care of them.

Pilgrim children worked very hard. When they did have time to play, they may have chosen checkers, hide and seek, leapfrog, marbles or dolls.

1. If you were a Pilgrim child, which job would you enjoy most?

2. Which job do you think would be your least favorite? _____

3. Name one way your life is different from a Pilgrim's life. _____

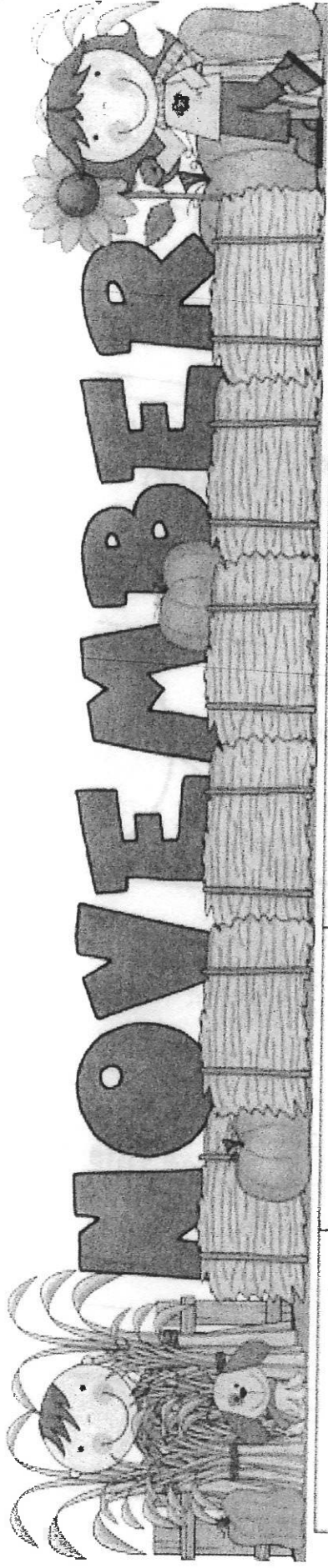
Name _____

Weekly Reading Record

Week of _____

<p>Title of Book _____ Minutes Read _____ Date _____</p>	<p>Write 3 new or interesting words and what you think they mean.</p> <p>1. _____ 2. _____ 3. _____</p>			
<p>Title of Book _____ Minutes Read _____ Date _____</p>	<p>Summarize today's reading in 4 sentences.</p> <p>_____ _____ _____ _____</p>			
<p>Title of Book _____ Minutes Read _____ Date _____</p>	<p>Compare yourself with one of the characters.</p> <table border="1" data-bbox="521 936 1544 1241"><tr><td data-bbox="521 936 883 1241">You</td><td data-bbox="883 936 1164 1241">Both</td><td data-bbox="1164 936 1544 1241">Character</td></tr></table>	You	Both	Character
You	Both	Character		
<p>Title of Book _____ Minutes Read _____ Date _____</p>	<p>Adjectives are describing words. Write 3 adjectives you found in your reading today.</p> <p>1. _____ 2. _____ 3. _____</p>			
<p>Title of Book _____ Minutes Read _____ Date _____</p>	<p>What was the theme of today's reading?</p> <p>_____ _____ _____</p>			

Total Minutes Read _____ Parent's Signature _____



Monday	Tuesday	Wednesday	Thursday	Friday
<p>Write as many fact families as you can for the number 24. (Ex. 18, 6, 24)</p>	<p>What is the setting of the story? What details helped you figure this out?</p>	<p>Write a friendly letter to a character in your book. Be sure to use the proper format.</p>	<p>Describe the main character of the story. Use details from the story for support.</p>	<p>What problem did the main character face? Would you solve the problem the same way?</p>
<p>After reading a story, create a question. What information from the text would help answer it?</p>	<p>Count by tens to 500. Write the numbers as you say them.</p>	<p>Write a paragraph describing ways in which seeds are spread.</p>	<p>Explain what happened in the beginning, middle, and end of the story.</p>	<p>Write and solve a math word problem using the question: How many more did ___ have?</p>
<p>Find information about the first Thanksgiving. Write a list of facts that you learned.</p>	<p>What is the lesson or moral of the story? What details from the text helped you know?</p>	<p>Skip count by 3's. See how high you can go.</p>	<p>Describe the life cycle of a pumpkin and what things pumpkins are used for.</p>	<p>Skip count by 7's starting with 21. See how high you can go.</p>
		<p>Thanksgiving Break</p>		<p>What was the problem the main character faced? Do you agree with how it was solved?</p>